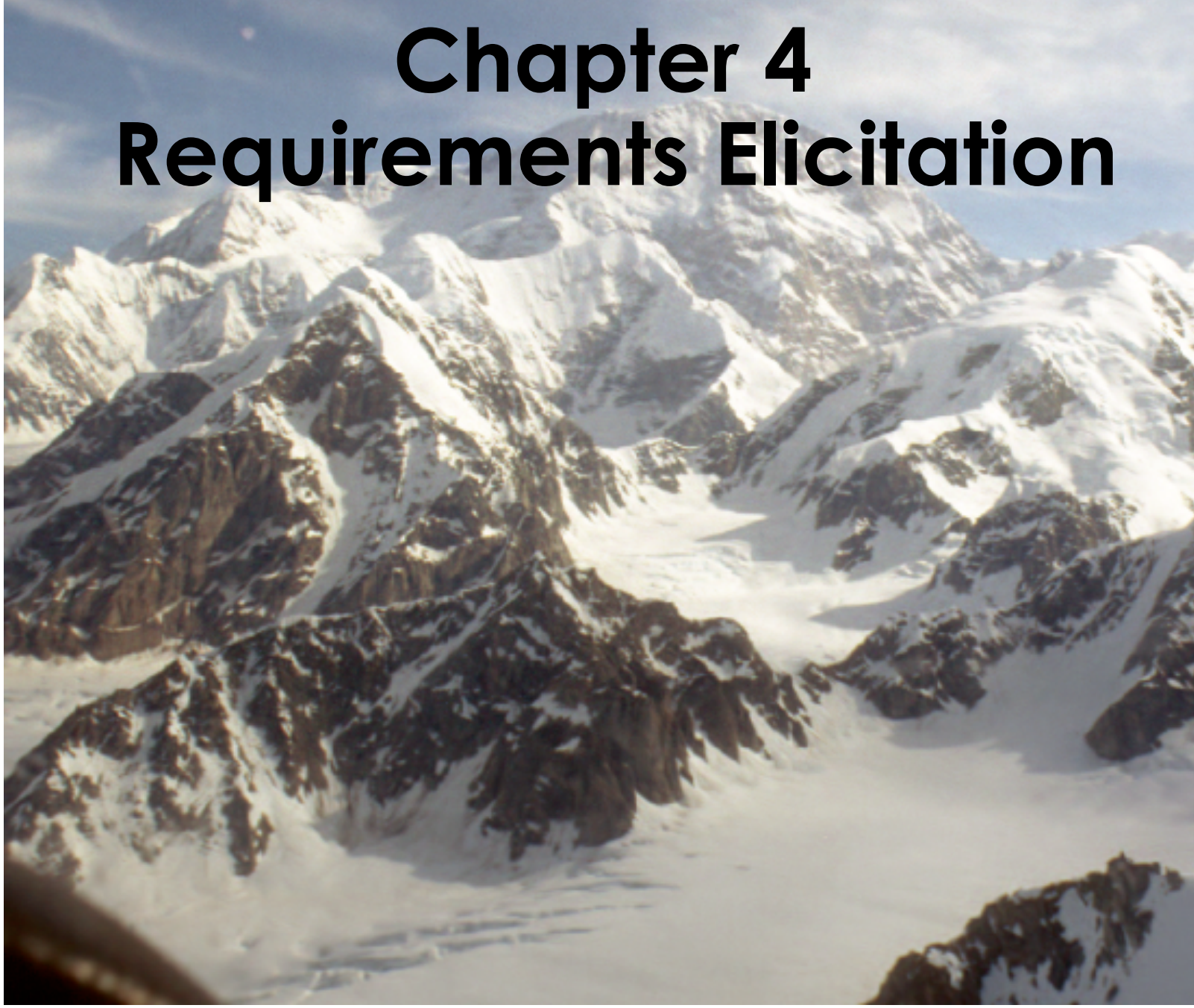


Object-Oriented Software Engineering
Using UML, Patterns, and Java

Chapter 4

Requirements Elicitation



Outline

- Today:
 - Motivation: Software Lifecycle
 - Requirements elicitation challenges
 - Problem statement
 - Requirements specification
 - Types of requirements
 - Validating requirements
- Optional: Next Lecture
 - SysML
 - Requirements Diagrams

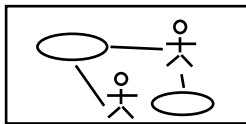
Software Lifecycle Definition

- **Software lifecycle**
 - Models for the development of software
 - Set of **activities and their dependency relationships** to each other to support the development of a software system
 - Examples:
 - Analysis, design, implementation, testing
 - Design depends on analysis, testing can be done before implementation

A Typical Example of Software Lifecycle Activities

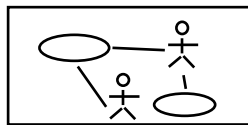


Software Lifecycle Activities...and their models

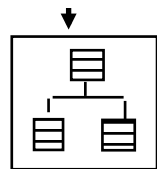


Use Case Model

Software Lifecycle Activities...and their models



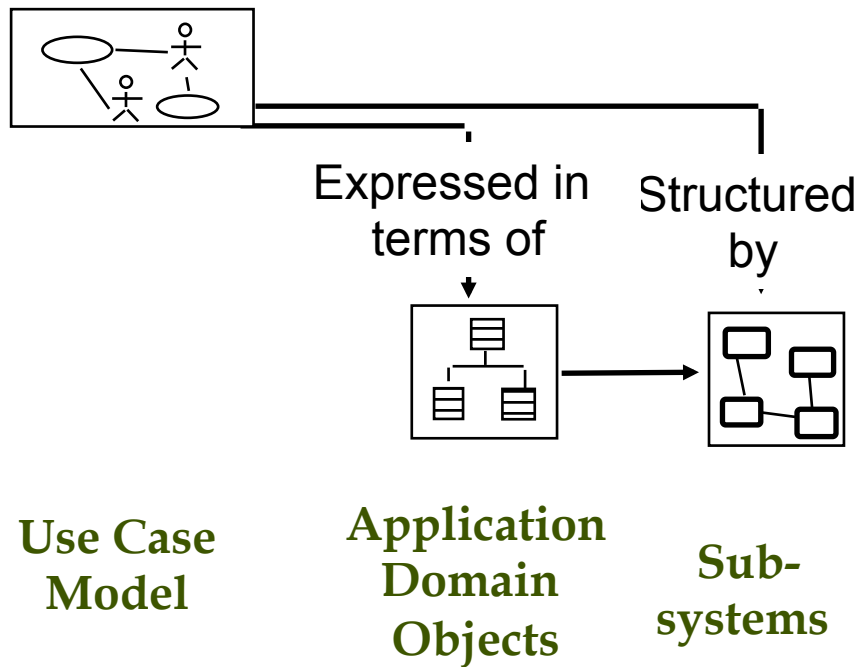
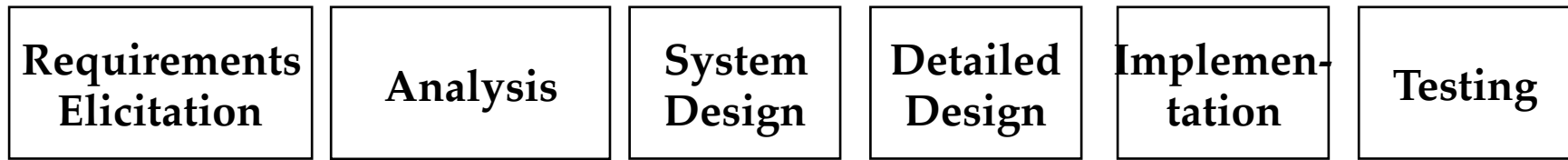
Expressed in terms of



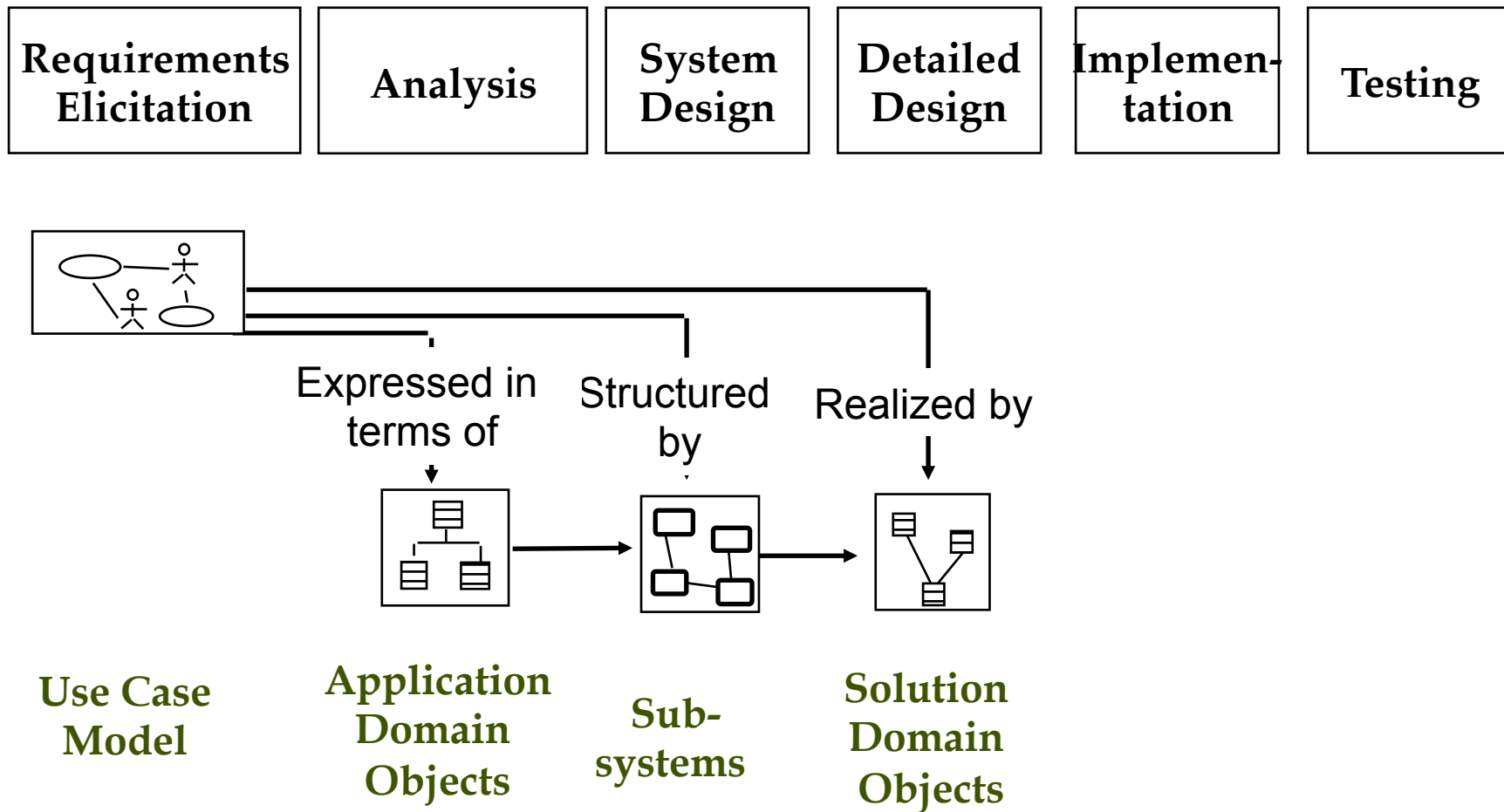
Use Case Model

Application Domain Objects

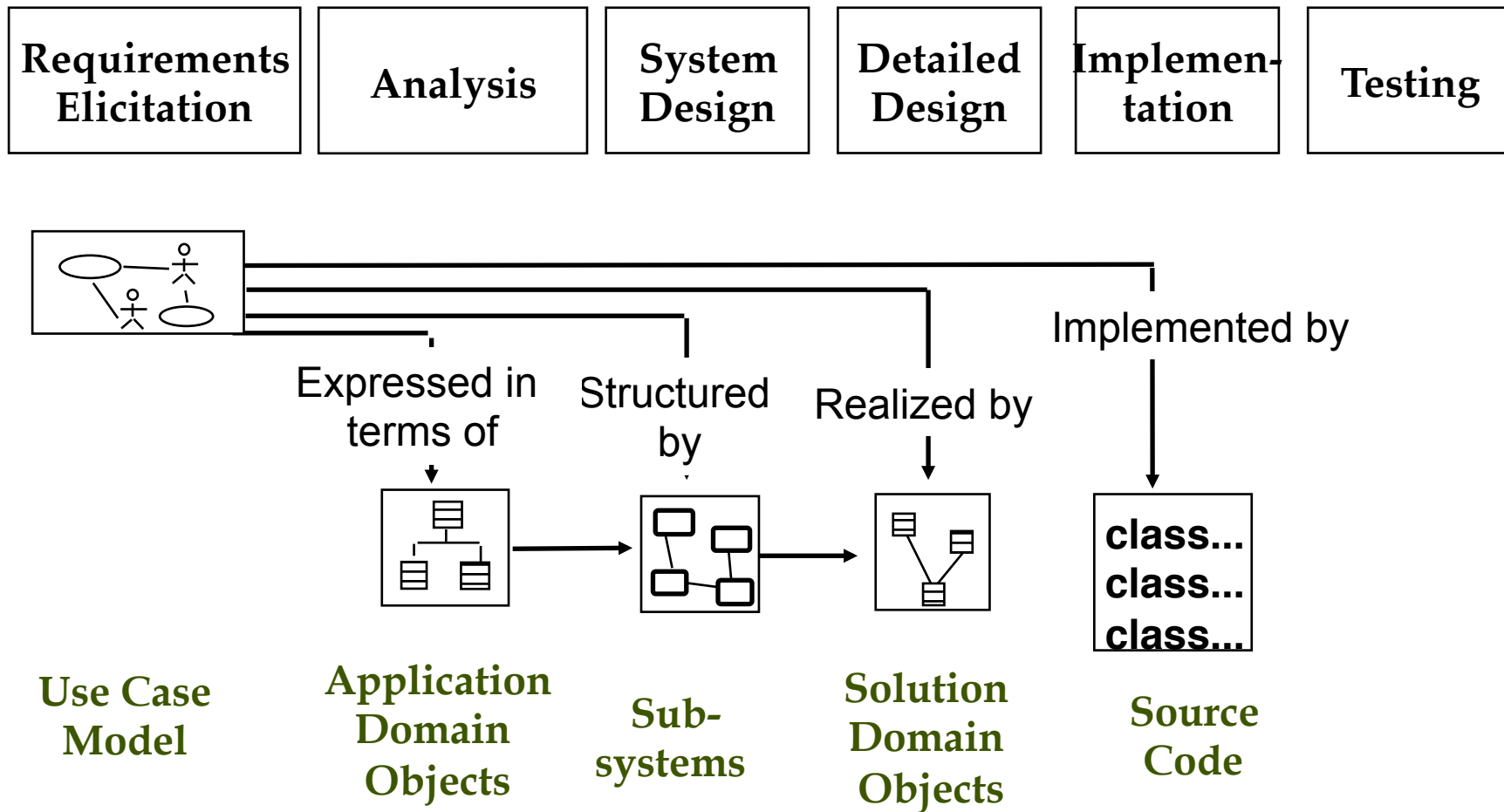
Software Lifecycle Activities...and their models



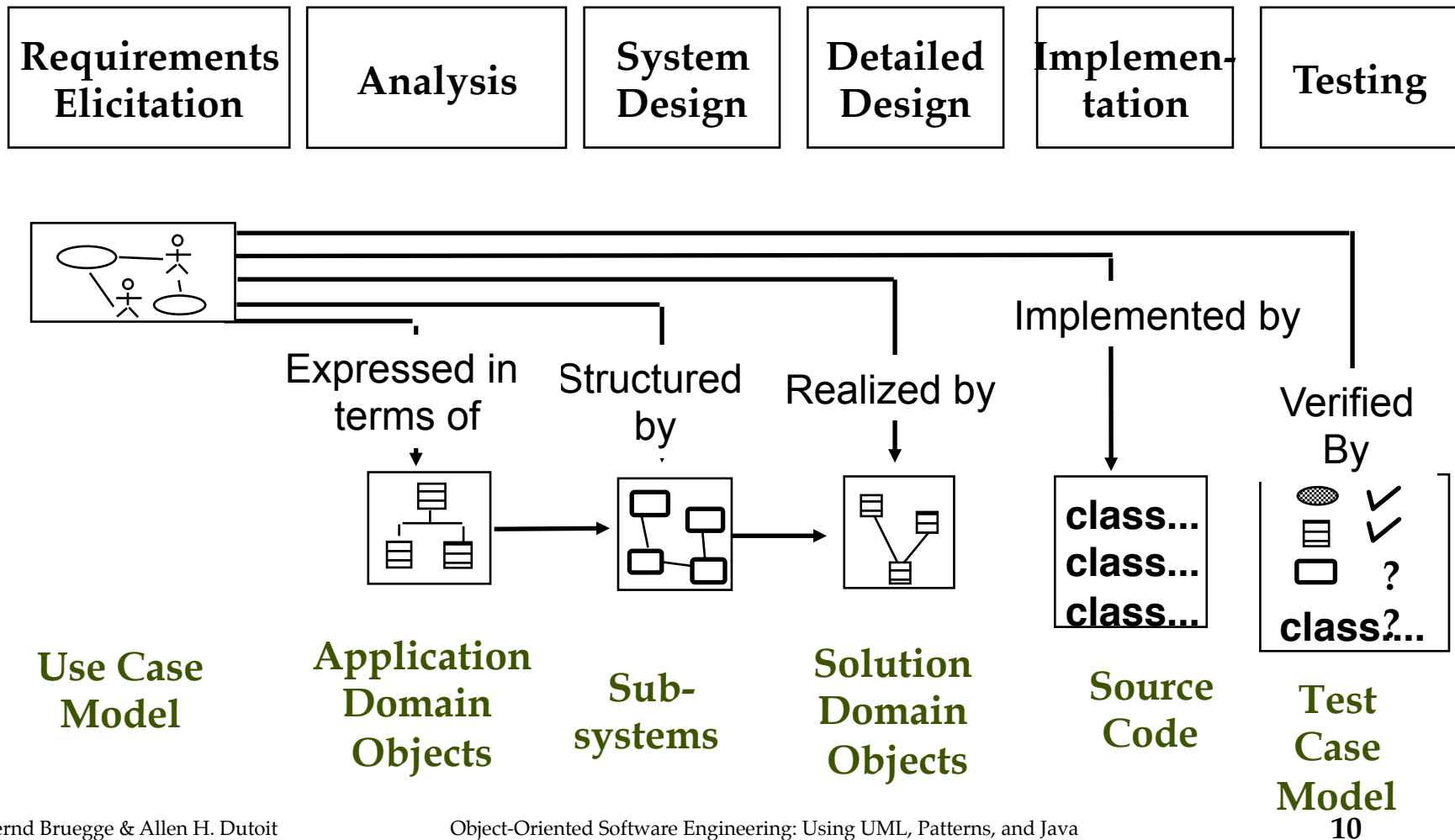
Software Lifecycle Activities...and their models



Software Lifecycle Activities...and their models



Software Lifecycle Activities...and their models



First step in identifying the Requirements: System identification

- Two questions need to be answered:
 1. How can we identify the purpose of a system?
 - What are the requirements, what are the constraints?
 2. What is inside, what is outside the system?
- These two questions are answered during requirements elicitation and analysis
- **Requirements elicitation:**
 - Definition of the system in terms understood by the customer and/or user (“Requirements specification”)
- **Analysis:**
 - Definition of the system in terms understood by the developer (Technical specification, “Analysis model”)
- **Requirements Process:** Consists of the activities Requirements Elicitation and Analysis.

Techniques to elicit Requirements

- Bridging the gap between end user and developer:
 - **Questionnaires:** Asking the end user a list of pre-selected questions
 - **Task Analysis:** Observing end users in their operational environment
 - **Scenarios:** Describe the use of the system as a series of interactions between a specific end user and the system
 - **Use cases:** Abstractions that describe a class of scenarios.

Scenarios

- **Scenario**
 - A synthetic description of an event or series of actions and events
 - A textual description of the usage of a system. The description is written from an end user's point of view
 - A scenario can include text, video, pictures and story boards. It usually also contains details about the work place, social situations and resource constraints.
- “A narrative description of what people do and experience as they try to make use of computer systems and applications”
 - [M. Carroll, Scenario-Based Design, Wiley, 1995]

Scenario-Based Design

Scenarios can have many different uses during the software lifecycle

- **Requirements Elicitation:** As-is scenario, visionary scenario
- **Client Acceptance Test:** Evaluation scenario
- **System Deployment:** Training scenario

Scenario-based Design

- Focuses on concrete descriptions and particular instances, not abstract generic ideas
- It is work driven not technology driven
- It is open-ended, it does not try to be complete
- It is informal, not formal and rigorous
- Is about envisioned outcomes, not about specified outcomes.

Types of Scenarios

- **As-is scenario:**
 - Describes a current situation. Commonly used in re-engineering projects. The user describes the system
 - **Example:** Description of Letter-Chess
- **Visionary scenario:**
 - Describes a future system
 - **Example:** Home Computer of the Future
 - Often used in greenfield engineering and interface engineering projects
 - **Example:** Description of an interactive internet-based Tic Tac Toe game tournament
 - Visionary scenarios are often not done by the user or developer alone.

Additional Types of Scenarios (2)

- **Evaluation scenario:**
 - Description of a user task against which the system is to be evaluated.
 - **Example:** Four users (two novice, two experts) play in a TicTac Toe tournament in ARENA.
- **Training scenario:**
 - A description of the step by step instructions that guide a novice user through a system.
 - **Example:** How to play Tic Tac Toe in the ARENA Game Framework.

How do we find scenarios?

- Don't expect the client to be verbose if the system does not exist
 - Client understands the application domain (problem domain), not the solution domain
- Don't wait for information even if the system exists
 - “What is obvious does not need to be said”
- Engage in a dialectic approach
 - You help the client to formulate the requirements
 - The client helps you to understand the requirements
 - The requirements evolve while the scenarios are being developed.

Heuristics for finding scenarios

- Ask yourself or the client the following questions:
 - What are the primary tasks that the system needs to perform?
 - What data will the actor create, store, change, remove or add in the system?
 - What external changes does the system need to know about?
 - What changes or events will the actor of the system need to be informed about?
- However, don't rely on **questions** *and* **questionnaires** alone
- Insist on **task observation** if the system already exists (interface engineering or reengineering)
 - Ask to speak to the end user, not just to the client
 - Expect resistance and try to overcome it.

Scenario example: Warehouse on Fire

- Bob, driving down main street in his patrol car notices smoke coming out of a warehouse. His partner, Alice, reports the emergency from her car.
- Alice enters the address of the building into her wearable computer , a brief description of its location (i.e., north west corner), and an emergency level.
- She confirms her input and waits for an acknowledgment;
- John, the dispatcher, is alerted to the emergency by a beep of his workstation. He reviews the information submitted by Alice and acknowledges the report. He allocates a fire unit and sends the estimated arrival time (ETA) to Alice.
- Alice received the acknowledgment and the ETA..

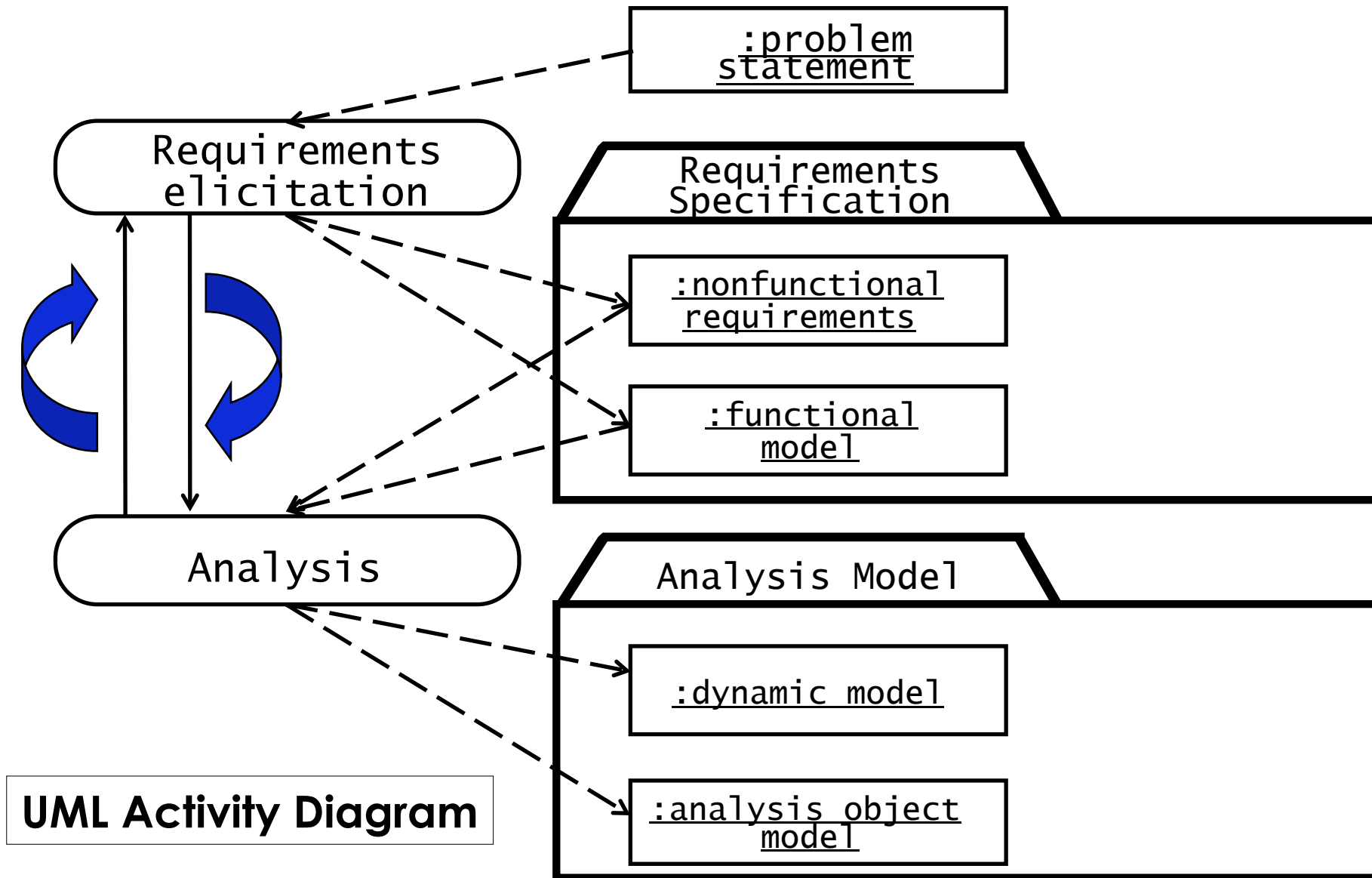
Observations about the Warehouse on Fire Scenario

- It is a concrete scenario
 - It describes a single instance of reporting a fire incident
 - It does not describe all possible situations in which a fire can be reported
- Participating actors
 - Bob, Alice and John.

After the scenarios are formulated

- Find all the use cases in the scenario that specify all instances of how to report a fire
 - Example from the Warehouse on Fire scenario:
 - “Report Emergency“ is a candidate for a use case
- Describe each of these use cases in more detail
 - Participating actors
 - Describe the entry condition
 - Describe the flow of events
 - Describe the exit condition
 - Describe exceptions
 - Describe nonfunctional requirements
- The set of all use cases is the basis for the Functional Model(see next lecture)

Requirements Process



Requirements Specification vs Analysis Model

Both are models focusing on the requirements from the user's view of the system

- The **requirements specification** uses natural language (derived from the problem statement)
- The **analysis model** uses a formal or semi-formal notation
- **Requirements Modeling Languages**
 - Natural Language
 - Graphical Languages: UML, SysML, SA/SD
 - Mathematical Specification Languages: VDM (Vienna Definition Method), Z (based on Zermelo-Fraenkel set theory), Formal methods

Types of Requirements

- **Functional requirements**
 - Describe the interactions between the system and its environment independent from the implementation
 - “An operator must be able to define a new game“
- **Nonfunctional requirements**
 - Aspects not directly related to functional behavior
 - “The response time must be less than 1 second”
- **Constraints**
 - Imposed by the client or the environment
 - “The implementation language must be Java “
 - Also called “**Pseudo requirements**”.

Functional vs. Nonfunctional Requirements

Functional Requirements

- Describe user tasks which the system needs to support
- Phrased as actions
 - “Advertise a new league”
 - “Schedule tournament”
 - “Notify an interest group”

Nonfunctional Requirements

- Describe properties of the system or the domain
- Phrased as constraints or negative assertions
 - “All user inputs should be acknowledged within 1 second”
 - “A system crash should not result in data loss”.

Types of Nonfunctional Requirements

Quality requirements

Constraints or
Pseudo requirements

Types of Nonfunctional Requirements

- Usability
- Reliability
 - Robustness
 - Safety
- Performance
 - Response time
 - Scalability
 - Throughput
 - Availability
- Supportability
 - Adaptability
 - Maintainability

Quality requirements

Constraints or
Pseudo requirements

Types of Nonfunctional Requirements

- Usability
- Reliability
 - Robustness
 - Safety
- Performance
 - Response time
 - Scalability
 - Throughput
 - Availability
- Supportability
 - Adaptability
 - Maintainability
- Implementation
- Interface
- Operation
- Packaging
- Legal
 - Licensing (GPL, LGPL)
 - Certification
 - Regulation

Quality requirements

Constraints or
Pseudo requirements



Types of Nonfunctional Requirements

- Usability
- Reliability
 - Robustness
 - Safety
- Performance
 - Response time
 - Scalability
 - Throughput
 - Availability
- Supportability
 - Adaptability
 - Maintainability
- Implementation
- Interface
- Operation
- Packaging
- Legal
 - Licensing (GPL, LGPL)
 - Certification
 - Regulation

Quality requirements

Constraints or
Pseudo requirements

Some Quality Requirements Definitions


- **Usability**
 - The ease with which actors can perform a function in a system
 - Usability is one of the most frequently misused terms (“The system is easy to use”)
 - **Usability** must be *measurable*, otherwise it is *marketing*
 - Example: Specification of the number of steps – the measure! - to perform an internet-based purchase with a web browser
- **Robustness**: The ability of a system to maintain a function
 - even if the user enters a wrong input
 - even if there are changes in the environment
 - Example: The system can tolerate temperatures up to 90 C
- **Availability**: The ratio of the expected uptime of a system to the aggregate of the expected up and down time
 - Example: The system is down not more than 5 minutes per week.

A Task for You

- Look up the remaining definitions for the nonfunctional requirements and internalize them
 - Understand their meaning and scope (their applicability).
 - (par 4.3 of the book)
- **IMPORTANT:**
 - FURPS+ (used in Unified Process)
 - Functional, Usability, Reliability, Performance, Supportability (in ISO 9126 standard on software quality: portability, adaptability)

Nonfunctional Requirements: Examples

- “Spectators must be able to watch a match without prior registration and without prior knowledge of the match.”
 - *Usability Requirement*
- “The system must support 10 parallel tournaments”
 - *Performance Requirement*



What should not be in the Requirements?

- System structure, implementation technology
 - Development methodology
 - Development environment
 - Implementation language
 - Reusability
-
- It is desirable that none of these above are constrained by the client.

Requirements Validation

Requirements validation is a quality assurance step, usually performed after requirements elicitation or after analysis

- **Correctness:**
 - The requirements represent the client's view
- **Completeness:**
 - All possible scenarios, in which the system can be used, are described
- **Consistency:**
 - There are no requirements that contradict each other.

Requirements Validation (2)

- **Clarity:**
 - Requirements can only be interpreted in one way
- **Realism:**
 - Requirements can be implemented and delivered
- **Traceability:**
 - Each system component and behavior can be traced to a set of functional requirements
- **Problems with requirements validation:**
 - **Requirements change quickly** during requirements elicitation
 - Inconsistencies are easily added with each change
 - Tool support is needed!

Tools for Requirements Management (2)

DOORS ([Telelogic](#))

- Multi-platform requirements management tool, for teams working in the same geographical location. DOORS XT for distributed teams

RequisitePro ([IBM/Rational](#))

- Integration with MS Word
- Project-to-project comparisons via XML baselines

RD-Link (<http://www.ring-zero.com>)

- Provides traceability between RequisitePro & Telelogic DOORS

Unicase (<http://unicase.org>)

- Research tool for the collaborative development of system models
- Participants can be geographically distributed.

Prioritizing Requirements

- **High priority**
 - Addressed during analysis, design, and implementation
 - A high-priority feature must be demonstrated
- **Medium priority**
 - Addressed during analysis and design
 - Usually demonstrated in the second iteration
- **Low priority**
 - Addressed only during analysis
 - Illustrates how the system is going to be used in the future with not yet available technology.

Requirements Analysis Document Template

1. Introduction
2. Current system
3. Proposed system
 - 3.1 Overview
 - 3.2 Functional requirements
 - 3.3 Nonfunctional requirements
 - 3.4 Constraints (“Pseudo requirements”)
 - 3.5 System models
 - 3.5.1 Scenarios
 - 3.5.2 Use case model
 - 3.5.3 Object model
 - 3.5.3.1 Data dictionary
 - 3.5.3.2 Class diagrams
 - 3.5.4 Dynamic models
 - 3.5.5 User interface
4. Glossary

Bruegge & Dutoit, 3rd edition, pp. 152

Section 3.3 Nonfunctional Requirements

- 3.3.1 User interface and human factors
- 3.3.2 Documentation
- 3.3.3 Hardware considerations
- 3.3.4 Performance characteristics
- 3.3.5 Error handling and extreme conditions
- 3.3.6 System interfacing
- 3.3.7 Quality issues
- 3.3.8 System modifications
- 3.3.9 Physical environment
- 3.3.10 Security issues
- 3.3.11 Resources and management issues

Nonfunctional Requirements (Questions to overcome “Writers block”)

User interface and human factors

- What type of user will be using the system?
- Will more than one type of user be using the system?
- What training will be required for each type of user?
- Is it important that the system is easy to learn?
- Should users be protected from making errors?
- What input/output devices are available

Documentation

- What kind of documentation is required?
- What audience is to be addressed by each document?

Other questions reported in the book and hidden slides, we are skipping them because of time issues

Nonfunctional Requirements (2)

Hardware considerations

- What hardware is the proposed system to be used on?
- What are the characteristics of the target hardware, including memory size and auxiliary storage space?

Performance characteristics

- Are there speed, throughput, response time constraints on the system?
- Are there size or capacity constraints on the data to be processed by the system?

Error handling and extreme conditions

- How should the system respond to input errors?
- How should the system respond to extreme conditions?

Nonfunctional Requirements (3)

System interfacing

- Is input coming from systems outside the proposed system?
- Is output going to systems outside the proposed system?
- Are there restrictions on the format or medium that must be used for input or output?

Quality issues

- What are the requirements for reliability?
- Must the system trap faults?
- What is the time for restarting the system after a failure?
- Is there an acceptable downtime per 24-hour period?
- Is it important that the system be portable?

Nonfunctional Requirements (4)

System Modifications

- What parts of the system are likely to be modified?
- What sorts of modifications are expected?

Physical Environment

- Where will the target equipment operate?
- Is the target equipment in one or several locations?
- Will the environmental conditions be ordinary?

Security Issues

- Must access to data or the system be controlled?
- Is physical security an issue?

Nonfunctional Requirements (5)

Resources and Management Issues

- How often will the system be backed up?
- Who will be responsible for the back up?
- Who is responsible for system installation?
- Who will be responsible for system maintenance?